



Lands Mgmt.
Wildlife Mgmt.
Information & Education
Law Enforcement

2024 PHEASANT & QUAIL PROGRAM

2024 PHEASANT & QUAIL PROGRAM

Pheasants

November 9, 2024 at 8 am
to February 17, 2025

Closed Dec. 9-14 & 18

Quail

November 9, 2024 at 8 am
to January 31, 2025

Closed Dec. 9-14 & 18

Number of Stocked Birds: 57,480

Take A Kid Hunting 2,280

Quail 11,000

Stocking Days 15
Saturday, Tuesday, and Thursday

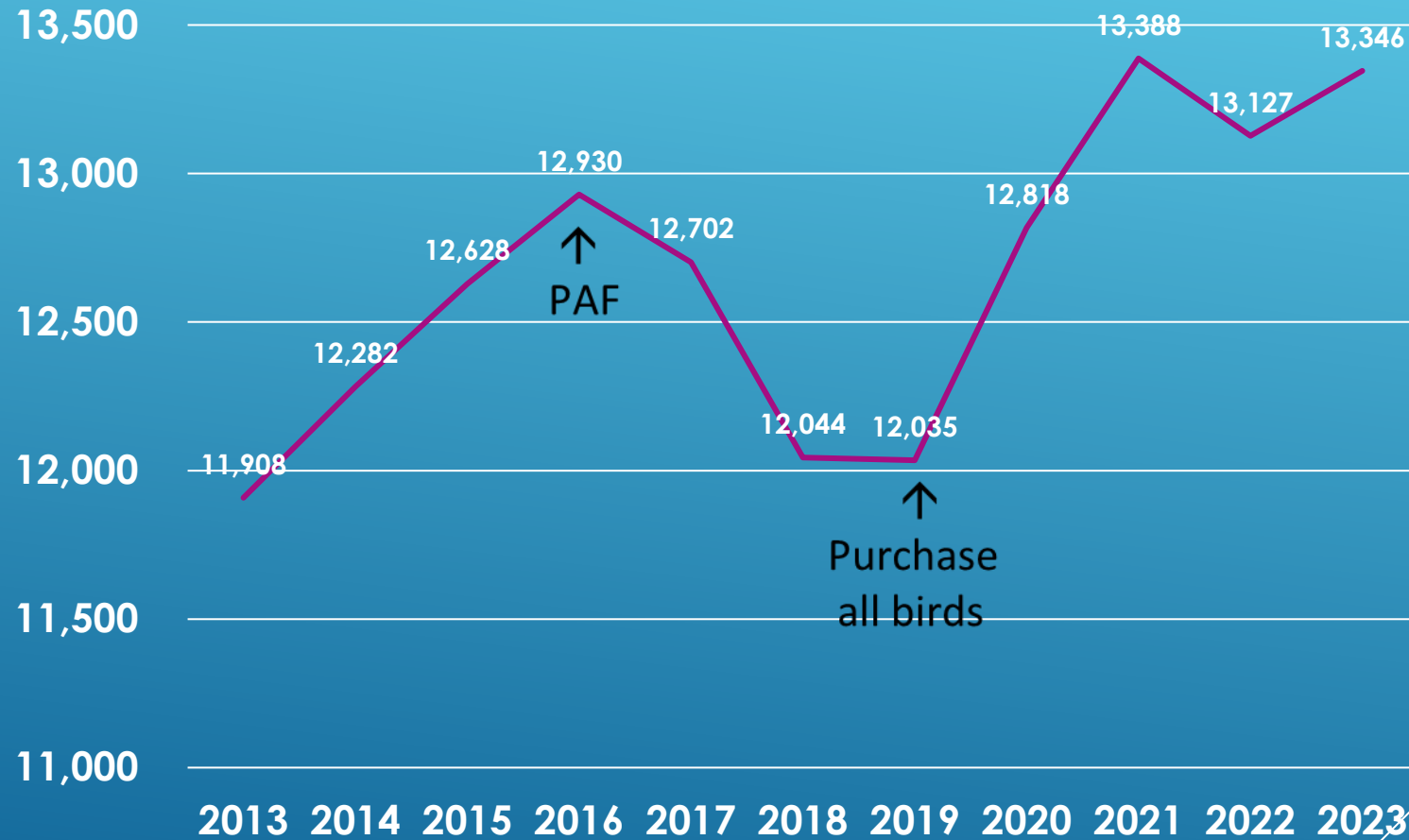
PHEASANTS

North (8 WMAs)
Central (8 WMAs)
South (9 WMAs)

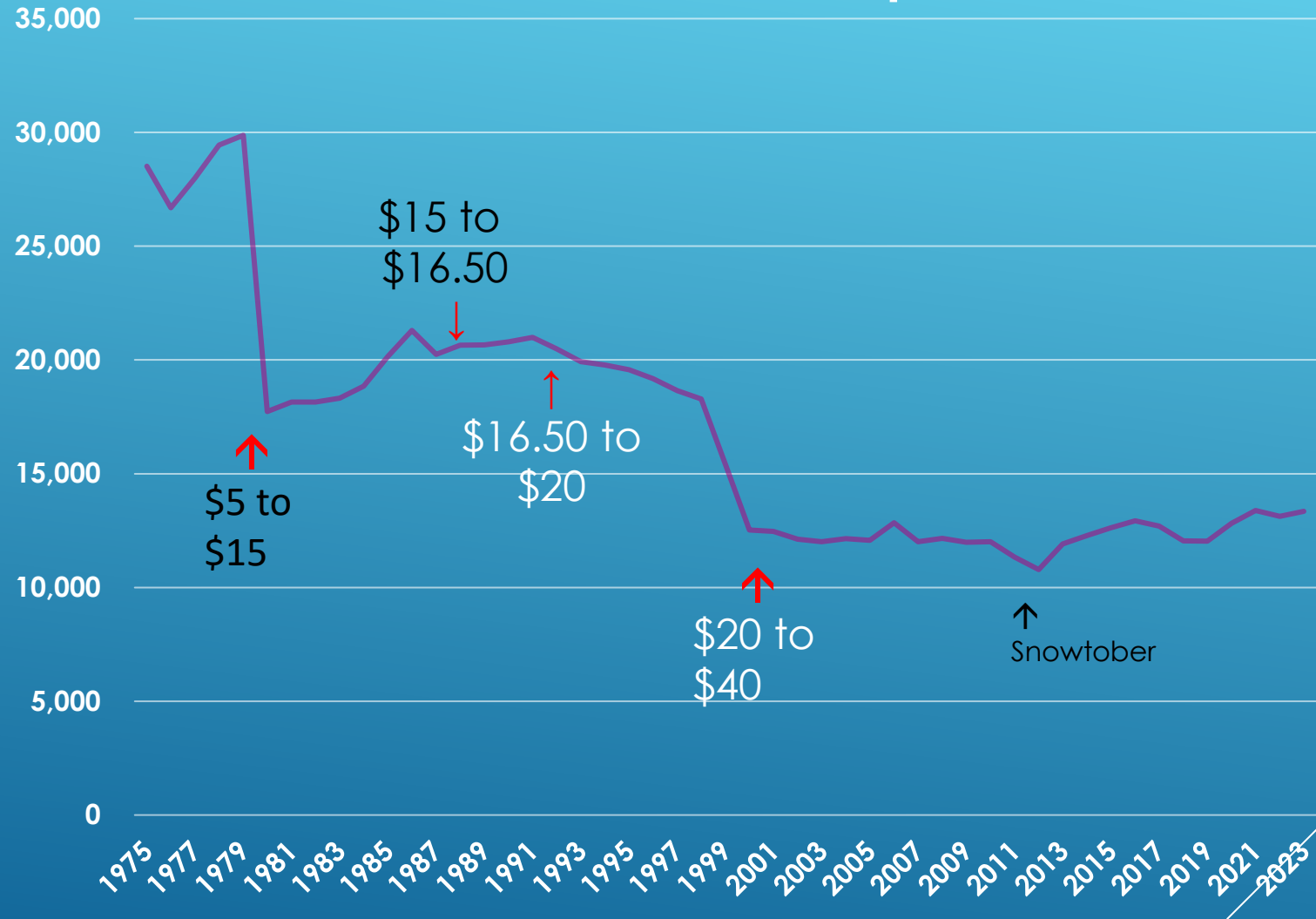
Greenwood
Peaslee

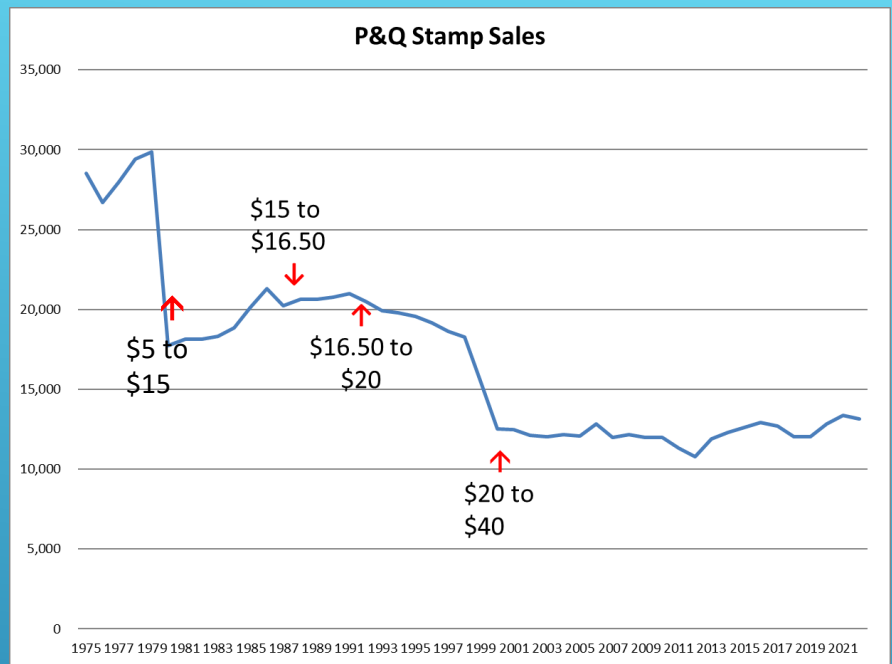
QUAIL

Pheasant & Quail Stamp Sales 2013 - 2023



Pheasant & Quail Stamp Sales





	\$5 to \$15		\$15 to \$16.50		\$16.50 to \$20		\$20 to \$40	
	1979	1980	1984	1985	1987	1988	1999	2000
Stamp Sales	29,871	17,728	18,843	20,153	20,245	20,644	15,405	12,531
% Change		-40.7%		7.0%		2.0%		-31.5%
Revenue	\$149,355	\$265,920	\$282,645	\$332,525	\$334,043	\$412,880	\$338,910	\$501,240

CY 2023: Cost vs Revenue

Number of Stocked Birds: 57,480 + TAK

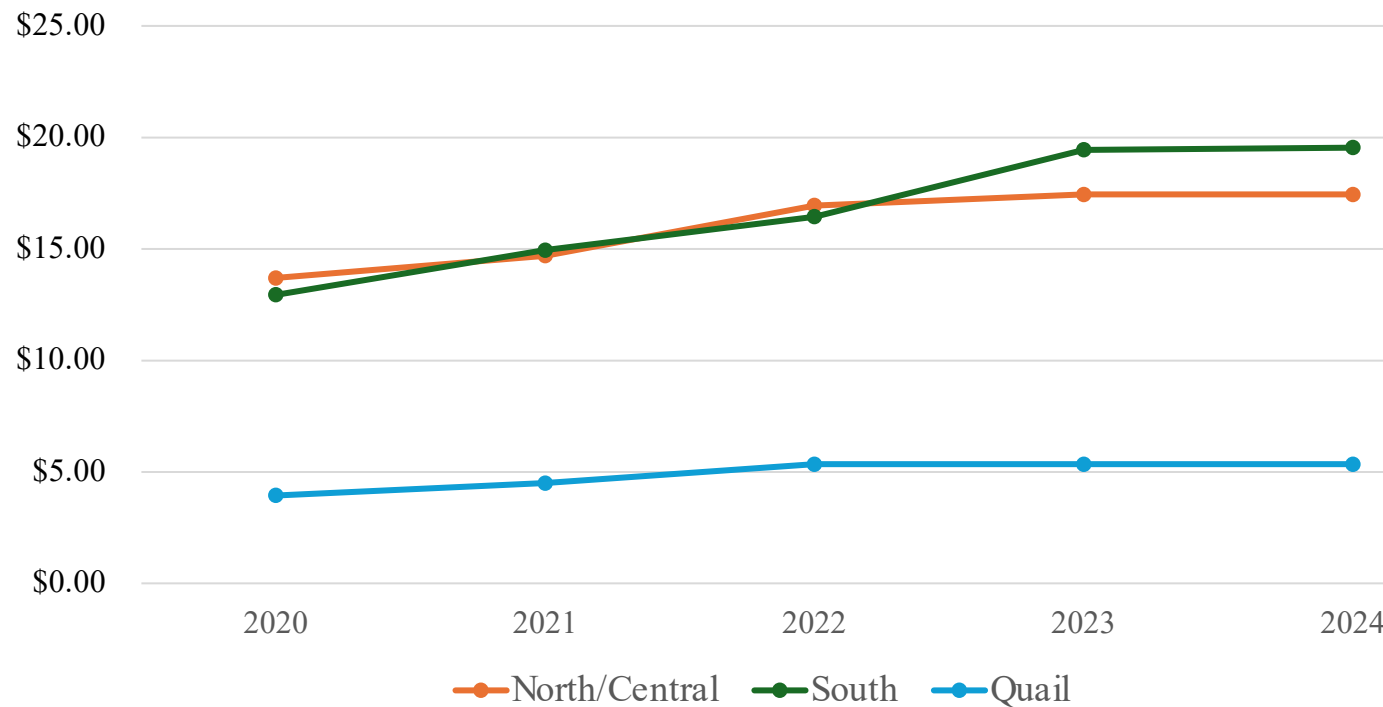
Cost: Birds (\$17.45 and \$19.45)	\$1,089,152
Quail	\$ 58,850
Stocking Labor	<u>\$64,839</u>
	\$1,212,841

Revenue: \$525,080

Net \$\$ Difference w/o stocking: -\$622,922

with stocking: -\$687,761

NJFW PHEASANT & QUAIL COSTS Per Bird

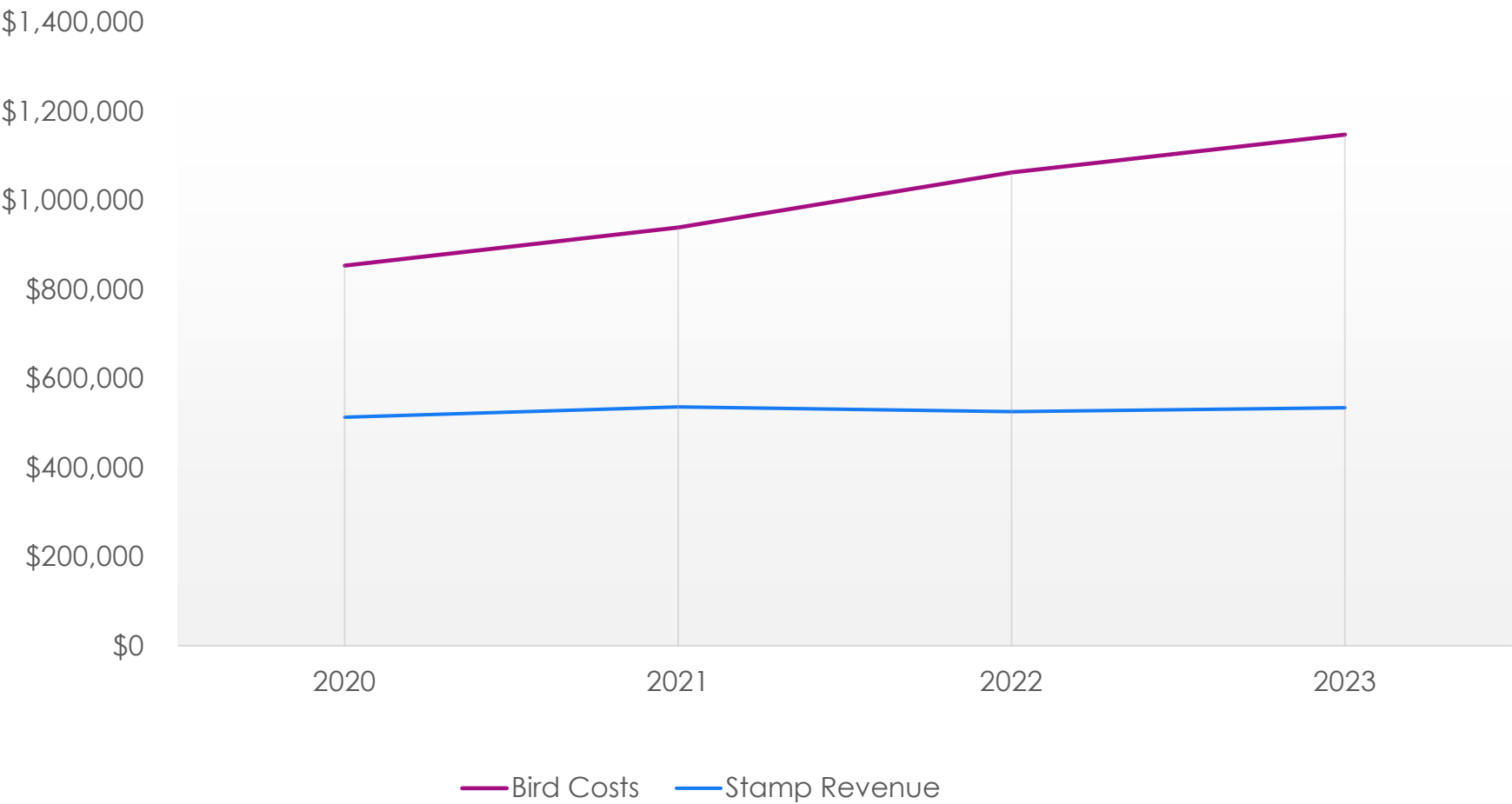


	Pheasants (North/Central)	Pheasants (South)	Quail
2020	\$13.70	\$12.95	\$ 3.95
2021	\$14.70	\$14.95	\$ 4.50
2022	\$16.95	\$16.45	\$ 5.35
2023	\$17.45	\$19.45	\$ 5.35
2024	\$17.45	\$19.55	\$ 5.35

- Feed
- Electric
- HPAI
- Supplies

2015 – Rockport \$ 17.69/bird

Pheasant Cost versus Stamp Revenue



2024 PHEASANT & QUAIL PROGRAM

DISCUSSION

Several thin, white, parallel diagonal lines are positioned in the bottom right corner of the slide, extending from the right edge towards the center.